

Expansion Joint Floor Systems

i321[®]



Product Guide



Thermal



Interior



Vapor Barrier Option



Fire Rated Option



ADA Compliant

Description


The i321[®] a System is a recessed mount floor expansion joint system. can coordinate with your desired flooring finish.

Key Features

- **Install Condition:** Floor/Floor, Floor/wall.
- **Joint width:** 38-50mm.
- Recessed modular frames for minimal sight line.
- Adaptable to many finishes, including ceramic tile, marble, stone, vinyl tile and carpet.
- Seamlessly integrates with wall and ceiling systems.
- Snap-fit design for easy on site assembly.
- Easy to clean flush seals.
- No dirt or water traps.
- Optional vapor barrier Optional fire rated.
- Mill finish aluminum.

Materials

Aluminum: Alloy types of 6061-T6, 6063-T6, 6005A, or 5052-H32 sheet goods.



Application Instructions

Installation: Joint systems: Install in accordance with manufacturer's instructions.

Align work plumb, level and flush with adjacent surfaces. Mechanically anchor to substrate. Allowances should be made where actual structural gap at time of installation varies from nominal design gap. No shimming of frames is permitted. Coordinate with work of other Sections.

If concrete blockouts (rebates) are required, ensure continuous support equal to surrounding substrate structural values.

Fire Rated Assemblies: Where required, install to manufacturer's instructions.

Moisture Barrier: Where required, install to manufacturer's instructions.

Expansion Joint Floor Systems

i321[®]



Protect: the completed Expansion Control system work from damage during construction. Damage protection includes surface abrasion and overloading of coverplate by materials handling equipment and construction waste/debris. Protection from environmental factors required throughout installation process until Project Closeout. Protection includes but is not limited to rain events, moisture protection, exposure to temperature fluctuations or direct sunlight for temperature sensitive product offerings.

Store

Store components in original containers in a clean, dry location. Ensure temperature or moisture sensitive components are stored in a tempered location.

Contractor to provide temporary protective covers on all installed finished surfaces. Protection is required to guard against both surface abrasions as well as overloading of horizontal deck components by construction traffic .

Movement ± 25%

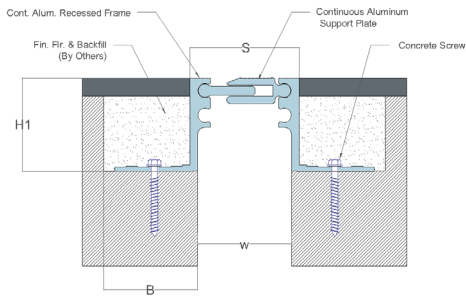
Application	System	W	H1	H2	S	B	Movement +/-		L
		Joint Width	Frame Height 1	Height 2	Sightline	Blockout	Horizontal	Vertical	Load
		mm	mm	mm	mm	mm	mm	mm	Kn
Floor/Floor	i321-38	38	49	*	38	48	10	10	50
	i321-50	50	49	*	58	48	13	13	40
Floor/Wall	i321-C-38	38	49	*	38	48	10	10	50
	i321-C-50	50	49	*	58	48	13	13	40

Expansion Joint Floor Systems

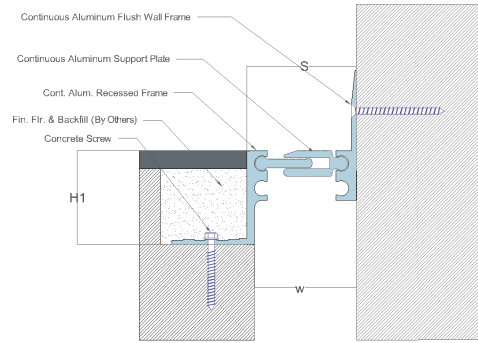
i321[®]



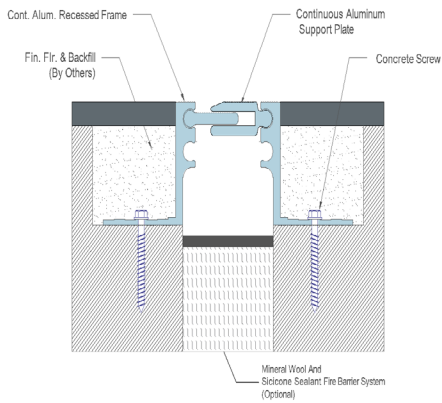
Series i321-50 - Floor to Floor



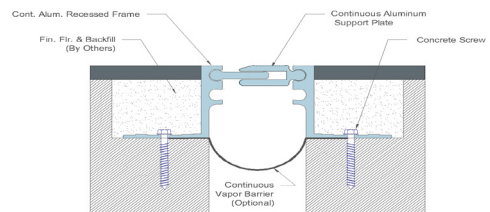
Series i321-C-50 - Floor to Wall



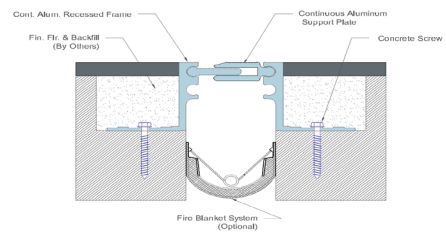
Series i321-50 - Mineral Wool & Sealant Fire Barrier Options



Series i321-50 - iFlex PVC Options



Series i321-50 - Fire Blanket System



Product Data Sheet - January 2024, Version 1.1.5

Factory
Website
Email

: Abu Zabal Industrial Area
: www.iChemEg.com
: info@ichemeg.com

