

Expansion Joint Floor Systems

i336®

ichem®
building solutions

Product Guide



Thermal



Interior



Vapor Barrier
Option



Fire Rated
Option



ADA compliant

Description

the **i336®** System is a recessed mount floor expansion joint system. can coordinate with your desired flooring finish.

Key Features

- **Install Condition:** Floor/Floor.
- **Joint width:** 25-50mm.
- Recessed modular frames for minimal sight line.
- Dual durometer seal provides secure fit and optimal flexibility.
- Seamlessly integrates with wall and ceiling systems.
- Snap-fit design for easy on site assembly.
- Easy to clean flush seals.
- No dirt or water traps.
- Optional vapor barrier Optional fire rated.
- Mill finish aluminum.

Materials

Aluminum: Alloy types of 6061-T6, 6063-T6, 6005A, or 5052-H32 sheet goods.



Application Instructions

Installation: Joint systems: Install in accordance with manufacturer's instructions.

Align work plumb, level and flush with adjacent surfaces. Mechanically anchor to substrate. Allowances should be made where actual structural gap at time of installation varies from nominal design gap. No shimming of frames is permitted. Coordinate with work of other Sections.

If concrete blockouts (rebates) are required, ensure continuous support equal to surrounding substrate structural values.

Fire Rated Assemblies: Where required, install to manufacturer's instructions.

Moisture Barrier: Where required, install to manufacturer's instructions.

Expansion Joint Floor Systems

i336®



Protect: the completed Expansion Control system work from damage during construction. Damage protection includes surface abrasion and overloading of coverplate by materials handling equipment and construction waste/debris. Protection from environmental factors required throughout installation process until Project Closeout. Protection includes but is not limited to rain events, moisture protection, exposure to temperature fluctuations or direct sunlight for temperature sensitive product offerings.

Store

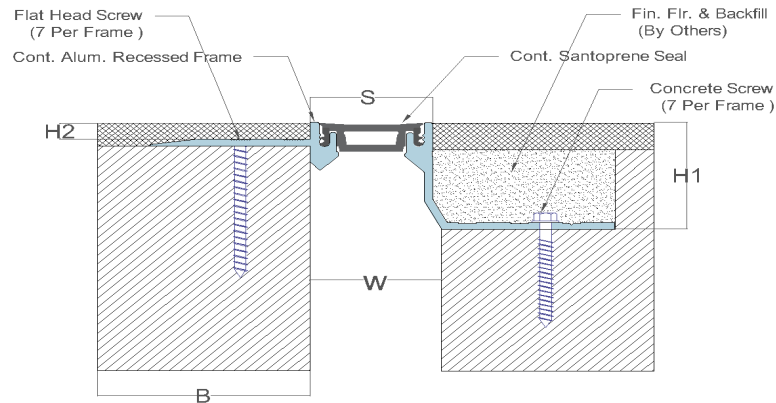
Store components in original containers in a clean, dry location. Ensure temperature or moisture sensitive components are stored in a tempered location.

Contractor to provide temporary protective covers on all installed finished surfaces. Protection is required to guard against both surface abrasions as well as overloading of horizontal deck components by construction traffic.

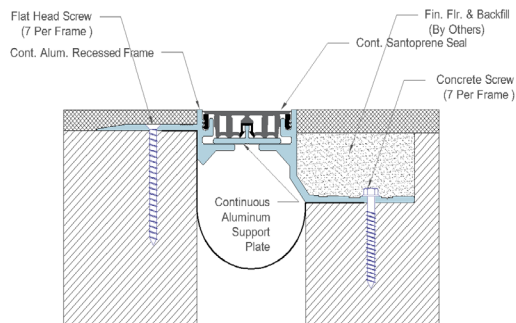
Movement ± 25%

Application	System	W	H1	H2	S	B	Movement +/-		L
		Joint Width	Frame Height 1	Height 2	Sightline	Blockout	Horizontal	Vertical	Load
		mm	mm	mm	mm	mm	mm	mm	Kn
Floor/Floor	i336-25	25	38	6	25	64	6	6	30
	i336-50	50	38	6	50	64	13	13	30

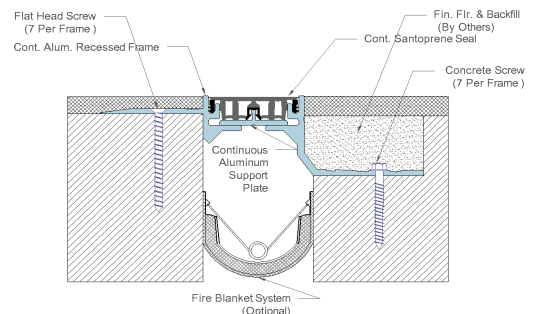
Series i336-25 - Floor to Floor



Series i336-50 - iFlex PVC Options



Series i336-50 - Fire Blanket Options



Product Data Sheet - January 2025, Version 1.2.2

